



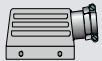

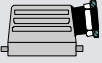

Formular für konfektionierte Kabel Ausgleichsleitung (Thermofühler)

Artikel Nr.	Zonen	Bezeichnung	Außen Ø ca mm
TC 1Z 2x0,22V	1 <input type="checkbox"/>	Ausgl. 2 x 0,22	verdrillt
TC 1Z 2x0,5A	1 <input type="checkbox"/>	Ausgl. 2x 0,50	6
TC 6Z 12x0,5A	6 <input type="checkbox"/>	Ausgl. 12 x 0,50	13
TC 8Z 16x0,5A	8 <input type="checkbox"/>	Ausgl. 16 x 0,50	15
TC 12Z 24x0,5A	12 <input type="checkbox"/>	Ausgl. 24 x 0,50	18
TC 16Z 32x0,5A	16 <input type="checkbox"/>	Ausgl. 32 x 0,50	20
TC 24Z 48x0,5A	24 <input type="checkbox"/>	Ausgl. 48 x 0,50	23
TC 32Z 64x0,5A	32 <input type="checkbox"/>	Ausgl. 64 x 0,50	24

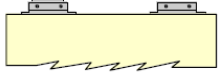
Meter?


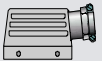

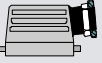

Kabelende Regelgerät



- 
- 
- 
- 
- 

Kabelende Heisskanal




- 
- 
- 
- 
- 

Stift (male)

Buchse (female)


- H-A 10
- H-A 16
- H-A 32 (2x16)
- H-A 48 (3x16)
- H-BE 6
- H-BE 10
- H-BE 16
- H-BE 24
- H-BE 32 (2x16)
- H-BE 48 (2x24)
- H-BS 6
- H-D 25
- H-D 40
- H-D 50 (2x25)
- H-D 64
- H-DD 24
- H-DD 42
- H-DD 72
- H-DD 108
- Sonstiges: _____



Stift (male)

Buchse (female)

- H-A 10
- H-A 16
- H-A 32 (2x16)
- H-A 48 (3x16)
- H-BE 6
- H-BE 10
- H-BE 16
- H-BE 24
- H-BE 32 (2x16)
- H-BE 48 (2x24)
- H-BS 6
- H-D 25
- H-D 40
- H-D 50 (2x25)
- H-D 64
- H-DD 24
- H-DD 42
- H-DD 72
- H-DD 108
- Sonstiges: _____



Hinweis: Bei Bestellung bitte ein Anschlusschema mitschicken